

2022-23 Texas Academic Performance Report (TAPR)

District Name: HURST-EULESS-BEDFORD ISD

Campus Name: SOUTH EULESS EL


Campus Number: 220916108

This page is intentionally blank.

(PR)
SOUTH EULESS EL (220916108) - HURST-EULESS-BEDFORD ISD - TARRANT COUNTY

School Year	State	District	Campus	African American	Hio	270	489.31	Td (American)	Tj	ET	0.806	0.855	0.894	0.806	h/c	D	0.85	D	0.89	0.818	0.864	0.884	0.75	0.28
-------------	-------	----------	--------	------------------	-----	-----	--------	---------------	----	----	-------	-------	-------	-------	-----	---	------	---	------	-------	-------	-------	------	------

--	--	--	--	--	--	--	--	--	--	--	--	--	--	--	--	--	--	--	--	--	--	--	--	--



Texas Education Agency
2022-23 STAAR Performance (TAPR)
SOUTH EULESS EL (220916108) - HURST-EULESS-BEDFORD ISD - TARRANT COUNTY

School
Year

State

District

Campus

African
American

Hispanic

White

American
Indian


Asian

Pacific
Islander

Two
or
More
Races

Special

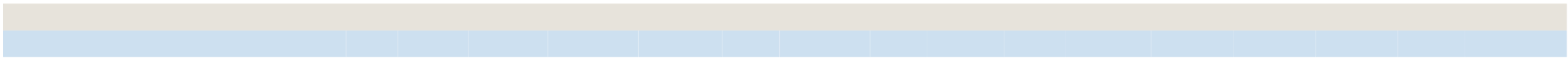
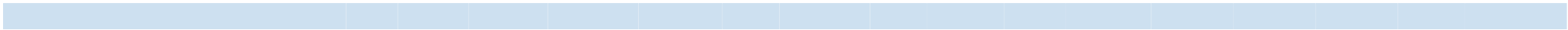







Texas Education Agency
2022-23 Bilingual Education/English as a Second Language (Current EB Students/EL) (TAPR)
SOUTH EULESS EL (220916108) - HURST-EULESS-BEDFORD ISD - TARRANT COUNTY

--	--	--	--	--	--	--	--	--	--	--	--	--	--	--	--	--	--	--	--



Texas Education Agency
 2022-23 STAAR Participation (TAPR)
 SOUTH EULESS EL (220916108) - HURST-EULESS-BEDFORD ISD - TARRANT COUNTY

	State	District	Campus	African American	Hispanic	White	American Indian	Asian	Pacific Islander	Two or More Races	Special Ed (Current)	Special Ed (Former)	Continuously Enrolled	Non-Continuously Enrolled	Econ Disadv	EB EL (Current & Monitored)
Not Included in Accountability: Other Exclusions	1%	0%	0%	0%	0%	0%	*	0%	0%	*	0%	*	0%	0%	0%	0%
Not Tested																

Texas Education Agency
 2022-23 Attendance, Graduation, and Dropout Rates (TAPR)
 SOUTH EULESS EL (220916108) - HURST-EULESS-BEDFORD ISD - TARRANT COUNTY

	State	District	Campus	African American	Hispanic	White	American Indian	Asian	Pacific Islander	Two or More Races	Special Ed	Econ Disadv	EB/EL

Texas Education Agency
2022-23 Graduation Profile (TAPR)
SOUTH EULESS EL (220916108) - HURST-EULESS-BEDFORD ISD - TARRANT COUNTY

	Campus Count	Campus Percent	District Count	State Count
Graduatesf(2021-22 Annual Graduates)				



There is no data for this campus.

Texas Education Agency
2022-23 CCMR-Related Indicators (TAPR)
SOUTH EULESS EL (220916108) - HURST-EULESS-BEDFORD ISD - TARRANT COUNTY

There is no data for this campus.

There is no data for this campus.

Texas Education Agency
 2022-23 Student Information (TAPR)
 SOUTH EULESS EL (220916108) - HURST-EULESS-BEDFORD ISD - TARRANT COUNTY

Student Information	Membership				Enrollment			
	Campus		District	State	Campus		District	State
	Count	Percent			Count	Percent		
Students w/ Dyslexia	20	3.1%	5.3%	5.5%	20	3.1%	5.3%	5.5%
Foster Care	0	0.0%	0.1%	0.2%	0	0.0%	0.1%	0.2%
Homeless	8	1.3%	2.4%	1.3%	8	1.3%	2.4%	1.3%
Immigrant	26	4.1%	3.6%	2.2%	27	4.2%	3.6%	2.2%
Migrant	1	0.2%	0.0%	0.3%	1	0.2%	0.0%	0.3%
Title I	635	100.0%	47.3%	64.6%	638	100.0%	47.4%	64.6%
Military Connected	24	3.8%	4.4%	3.6%	24	3.8%	4.4%	3.6%
At-Risk	341	53.7%	51.6%	53.3%	342	53.6%	51.6%	53.3%
Students by Instructional Program:								
Bilingual/ESL Education	188	29.6%	21.1%	23.2%	188	29.5%	21.1%	23.2%
Career and Technical Education	0	0.0%	27.3%	26.5%	0	0.0%	27.2%	26.5%
Career and Technical Education (9-12 grades only)	0	0.0%	69.2%	72.3%	0	-	69.1%	72.2%
Gifted and Talented Education	35	5.5%	6.8%	8.2%	35	5.5%	6.8%	8.2%
Special Education	108	17.0%	13.0%	12.6%	111	17.4%	13.2%	12.7%
Students with Disabilities by Type of Primary Disability:								
Total Students with Disabilities	108							
By Type of Primary Disability								
Students with Intellectual Disabilities	31	28.7%	39.1%	44.1%				
Students with Physical Disabilities	16	14.8%	20.3%	20.0%				
Students with Autism	49	45.4%	20.9%	15.5%				
Students with Behavioral Disabilities	12	11.1%	18.2%	18.8%				

Texas Education Agency
 2022-23 Student Information (TAPR)
 SOUTH EULESS EL (220916108) - HURST-EULESS-BEDFORD ISD - TARRANT COUNTY

Student Information	--Non-Special Education Rates--			---Special Education Rates---		
	Campus	District	State	Campus	District	State
Retention Rates by Grade:						
Kindergarten	1.8%	3.9%	1.5%	0.0%	5.5%	4.5%
Grade 1	7.1%	3.1%	2.5%	7.7%	4.9%	3.6%
Grade 2	0.0%	1.0%	1.6%	0.0%	2.2%	2.0%
Grade 3	0.0%	0.7%	0.8%	0.0%	1.8%	0.9%
Grade 4	0.0%	0.2%	0.5%	0.0%	0.0%	0.5%
Grade 5	0.0%	0.5%	0.3%	0.0%	0.8%	0.4%
Grade 6	0.0%	0.1%	0.3%	6.7%	0.4%	0.4%
Grade 7	-	0.3%	0.4%	-	0.0%	0.5%
Grade 8	-	0.5%	0.4%	-	1.0%	0.5%
Grade 9	-	2.2%	8.7%	-	2.7%	12.6%

Class Size Averages by Grade and Subject
 (Derived from teacher responsibility records):

Class Size Information	Campus	District	State
Elementary:			
Kindergarten	22.7	19.8	18.7
Grade 1	20.0	21.9	19.1
Grade 2	20.6	21.6	19.1
Grade 3	23.5	21.8	19.3
Grade 4	21.8	21.2	19.4
Grade 5	20.4	21.8	20.8
Grade 6	27.7	24.3	19.2
Secondary:			
English/Language Arts	-	16.1	16.2
Foreign Languages	-	19.8	18.8
Mathematics	-	18.6	17.5
Science	-	19.8	18.5
Social Studies	-	23.0	18.9

Texas Education Agency
 2022-23 Staff Information (TAPR)
 SOUTH EULESS EL (220916108) - HURST-EULESS-BEDFORD ISD - TARRANT COUNTY

Staff Information	----- Campus -----		District	State
	Count/Average	Percent		
Number of Students per Teacher	16.8	n/a	15.8	14.8

Staff Information	Campus	District	State
Experience of Campus Leadership:			
Average Years Experience of Principals	8.0	7.1	6.1
Average Years Experience of Principals with District	8.0	6.7	5.3
Average Years Experience of Assistant Principals	1.0	5.9	5.2
Average Years Experience of Assistant Principals with District	1.0	4.9	4.4
Average Years Experience of Teachers:			
Average Years Experience of Teachers	11.2	12.1	11.0
Average Years Experience of Teachers with District:	7.4	7.2	6.9
Average Teacher Salary by Years of Experience (regular duties only):			
Beginning Teachers	\$60,000	\$54,086	\$53,300
1-5 Years Experience	\$56,693	\$61,192	\$56,516
6-10 Years Experience	\$64,888	\$65,223	\$59,732
11-20 Years Experience	\$67,133	\$67,626	\$63,389
21-30 Years Experience	\$70,844	\$72,115	\$67,876
Over 30 Years Experience	\$81,477	\$83,071	\$72,560
Average Actual Salaries (regular duties only):			
Teachers	\$64,530	\$65,943	\$60,717
Professional Support	\$72,920	\$75,325	\$72,022
Campus Administration (School Leadership)	\$98,923	\$100,517	\$85,167
Instructional Staff Percent:			
	n/a	67.9%	65.1%
Contracted Instructional Staff (not incl. above):			
	0.0	2.3	2,105.4

Program Information	---- Campus ----		District	State
	Count	Percent		
Teachers by Program (population served):				
Bilingual/ESL Education	0.0	0.0%	3.8%	5.9%
Career and Technical Education	0.0	0.0%	4.4%	5.4%
Compensatory Education	3.0	7.9%	7.5%	3.2%
Gifted and Talented Education	1.0	2.6%	2.0%	1.7%
Regular Education	26.3	69.4%	64.6%	70.6%
Special Education	7.1	18.7%	10.3%	9.7%

Texas Education Agency
2022-23 Staff Information (TAPR)
SOUTH EULESS EL (220916108) - HURST-EULESS-BEDFORD ISD - TARRANT COUNTY

- Indicates there is no data for the item.
- * Indicates results are masked due to small numbers.
- ** When only one student disability or assessment group is masked, then the second smallest student disability or assessment group is masked regardless of size.
- n/a Indicates data reporting is not applicable for this group.
- ? Indicates that the data for this item were statistically improbable or were reported outside a reasonable range.

Link to: [PEIMS Financial Standard Reports 2021-22 Financial Actual Report](#)
(To open link in a new window, press the "Ctrl" key and click on the link.)